



# MOBILAIR® M100

## Portable Compressor

With the world-renowned SIGMA PROFILE  
Flow rate 6.4 to 10.2 m<sup>3</sup>/min (225 – 360 cfm)

# MOBILAIR® M100

## The perfect energy-saving combination: Kubota engine and KAESER airends

The powerful combination of a cost-effective Kubota engine and highly efficient KAESER airend with SIGMA PROFILE delivers outstanding performance with significantly reduced fuel consumption. In turn, this enables the MOBILAIR M100 to easily work an entire day shift without refuelling.

Furthermore, users not only benefit from the quality of two world-class products, but can also rely on the comprehensive KAESER and Kubota global service networks to ensure maximum machine availability.

## Exceptional versatility

The M100 is in a class of its own when it comes to versatility, as it can be specifically tailored to meet the needs of the relevant application. Options include air treatment components, a three-phase synchronous generator, choice of fully galvanised chassis with overrun brake with fixed or height-adjustable tow bar, or stationary versions installed either on skids or machine mounts.

## Ambient temperature

Standard units are rated for ambient temperatures between -10 and +50 °C. A version for lower ambient temperatures is also available.

## Excellent accessibility, optimum serviceability

Thanks to intelligent component layout, all maintenance points are easily accessible via the large gull-wing doors, which makes service work fast and efficient. Optional custom service contracts are also available.

## Patented Anti-Frost Control

For M100 models not equipped with compressed air treatment or with compressed air return heating, KAESER's patented Anti-Frost Control automatically regulates operating temperature in relation to ambient. Together with an optional tool lubricator, the Anti-Frost Control prevents compressed air tools from freezing up, even with cold outside temperatures, thereby enhancing both availability and durability. If necessary, due to environmental conditions or the application itself, the machine can be equipped with a conventional temperature valve in place of the Anti-Frost Control.

## Made in Germany

MOBILAIR portable compressors are manufactured at KAESER's headquarters located in Coburg, Northern Bavaria. Having undergone a complete reconstruction several years ago, the modern, high-tech plant is equipped with a TÜV-certified sound testing area for free-field sound level measurement, a powerful powder-coating installation as well as highly-efficient production logistics.

## The portable powerhouse

The optional synchronous three-phase generator (IP54) delivers either 8.5 or 13 kVA. The brushless generator is maintenance-free. A convenient switch enables simple changeover from continuous operation to energy-saving automatic-start mode.



# Superior power and flexibility







### Simple to operate

The user-friendly control and instrument panel – which can be equipped with a cover flap if required – enables all information to be viewed at a glance. Features include automatic monitoring and shutdown. The combination of the pre-heat function start switch and the ability to switch over manually from idling to full load operation ensures a reliable, gentle start when operating the machine in cold ambient conditions.



### Proportional controller with manual wheel control\*

For added flexibility, a manual wheel control on the proportional controller enables infinitely variable pressure adjustment.

\*) Available for 10 to 14 bar versions





#### **Dedicated air filter for engine and compressor**

Generously sized for increased reliability and operational life, also enables quick on-site filter change.



#### **Large capacity, transparent fuel tank**

When fully filled, the tank carries sufficient fuel for an entire work shift without the need for refuelling. For ease of operation, an automatic shut-down feature is activated when the fuel level becomes too low.

# Equipment variants

## Sealed floor pan

The sealed floor pan immediately catches all liquids and therefore prevents potential soil contamination in environmentally sensitive zones. All drainage holes are sealed with screw plugs.

## Compressed air treatment

The compressed air is cooled to 7 °C above ambient temperature. The condensate is removed via a centrifugal separator and is subsequently evaporated by the hot exhaust gases from the engine. A filter combination can be installed for applications requiring technically oil-free compressed air and a plate-type heat exchanger can be installed for compressed air return heating purposes. Machines with the optional compressed air aftercooler and return heating combination allow users to easily adjust the compressed air discharge temperature to meet the needs of the application.

## Suitable for refinery use

A certified spark arrestor is available for refinery applications. The engine shut-off valve automatically shuts the unit down upon intake of combustible gases.

## Generator version

The switch panel – which can be equipped with a lockable cover flap if required – features splash-protected sockets in accordance with IP44 and a lockable main switch. The safety cut-out system with insulation monitoring makes earthing superfluous.

# Compressed air treatment systems

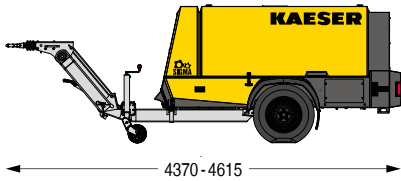
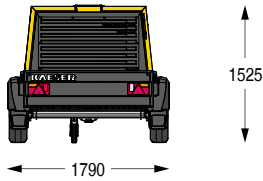
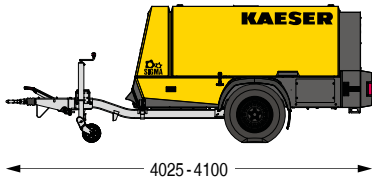
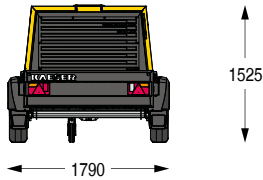
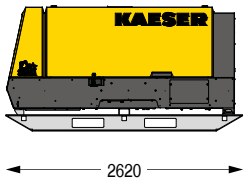
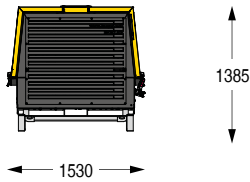
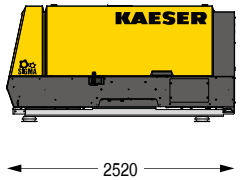
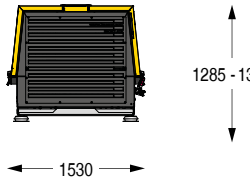
<b>System A</b> - Cool - Condensate-free		Cool, condensate-free compressed air (100 % saturated), <b>for compressed air tools and temporarily replacing stationary compressors</b>
<b>System F</b> - Cool - Condensate-free - Filtered		Cool, condensate-free compressed air (100 % saturated), <b>free from contaminant particles and technically oil-free in accordance with applicable regulations</b>
<b>System B</b> - Warmed - Dried		Dried compressed air, warmed to at least 20 °C, <b>for working at sub-zero temperatures and with longer air lines</b>
<b>System G</b> - Warmed - Dried - Filtered		Dried compressed air, warmed to at least 20 °C, <b>free from contaminant particles and technically oil-free in accordance with applicable regulations</b>
<b>Fresh air</b> As partial flow	<p>Does not provide protection against carbon monoxide (CO) or other noxious gases</p>	Odour-free fresh air connected via a <b>separate quick-release coupling</b>  (Only in combination with F or G systems)

# Technical specifications

Model	Compressor				4-cylinder diesel engine (Water-cooled)				Complete unit		
	Flow rate		Working pressure		Make	Type	Engine rated power	Speed at full load	Fuel tank capacity	Operational weight*	Compressed air outlet
	m³/min	cfm	bar	PSI							
<b>M100</b>	10.2 8.5 7.2 6.4	360 300 255 225	7 10 12 14	100 145 175 200	Kubota	V3800 Di-T	71.7	2600	140	1480	3 x G ¾, 1 x G 1½
<b>M100</b> with 8.5 kVA generator	10.2 8.5 6.4	360 300 225	7 10 12	100 145 175	Kubota	V3800 Di-T	71.7	2600	140	1550	3 x G ¾, 1 x G 1½
<b>M100</b> with 13 kVA generator	10.2 8.5	360 300	7 10	100 145	Kubota	V3800 Di-T	71.7	2600	140	1560	3 x G ¾, 1 x G 1½

\*) Basic unit weight without compressed air treatment, with overrun-brake chassis and height-adjustable tow bar

## Dimensions

<b>Version: Height adjustable</b>		
<b>Version: Fixed</b>		
<b>Version: Skid-mounted</b>		
<b>Version: Stationary</b>		

# The world is our home

As one of the world's largest compressed air system providers and compressor manufacturers, KAESER KOMPRESSOREN is represented throughout the world by a comprehensive network of branches, subsidiary companies and authorised partners in over 140 countries.

With innovative products and services, KAESER KOMPRESSOREN's experienced consultants and engineers help customers to enhance their competitive edge by working in close partnership to develop progressive system concepts that continuously push the boundaries of performance and compressed air efficiency.

Moreover, the decades of knowledge and expertise from this industry-leading system provider are made available to each and every customer via the KAESER group's global computer network.

These advantages, coupled with KAESER's worldwide service organisation, ensure that every product operates at the peak of its performance at all times and provides maximum availability.



## **KAESER KOMPRESSOREN SE**

P.O. Box 2143 – 96410 Coburg – GERMANY – Tel +49 9561 640-0 – Fax +49 9561 640-130  
e-mail: [productinfo@kaeser.com](mailto:productinfo@kaeser.com) – [www.kaeser.com](http://www.kaeser.com)