



# MOBILAIR® M 50

## Portable Compressor

With the world-renowned SIGMA PROFILE ⚙️

Flow rate 5.0 m<sup>3</sup>/min (180 cfm)

# MOBILAIR® M 50

## The perfect energy-saving combination: Kubota engine with a KAESER rotary screw airend

The cornerstone of the M 50's exceptional performance is a low-speed, energy-saving rotary screw airend from KAESER featuring SIGMA PROFILE rotors, which is connected to a water-cooled, 4-cylinder Kubota diesel engine via 1:1 direct drive – reliably eliminating the transmission losses associated with other types of drive system.

### Maximum versatility

The MOBILAIR M 50 is the ideal choice for powering equipment such as air hammers and impact moles. Durable construction and premium-quality components ensure trouble-free operation in ambient temperatures ranging from -10 °C to +50 °C. A low-temperature version is also available for use in colder conditions. Versatility is further enhanced by the chassis, which can be equipped with or without an overrun brake and is available with a fixed or height-adjustable tow bar. All stationary versions feature a metal enclosure and can be mounted either on skids or machine feet.

### Anti-Frost Control as standard

When operating without the optional compressed air aftercooler, the Anti-Frost Control automatically adjusts operating temperature in relation to ambient. In combination with the optional tool lubricator, this feature prevents air tools from freezing up and therefore significantly extends their service life.

### Lightweight

Powerful does not automatically mean heavy; with a low operating weight of under 750kg, the M 50 sets new standards in terms of its power-to-weight ratio, making it incredibly simple to manoeuvre and transport. Moreover, its 80-litre fuel capacity ensures more than enough diesel is available to last for an entire work shift, including on versions equipped with the optional compressed air aftercooler.

### Separate air filters for engine and compressor

The air filters are specifically matched to suit the respective air demand, thereby ensuring dependable operation. A further important design detail is the standard-equipped electric fuel pump, which allows simple and convenient bleeding of the diesel lines. Labour-intensive manual pumping is therefore eliminated.

### User-friendly operation

Reliable, gentle starts are guaranteed, even in cold temperatures, thanks to manual changeover from unloaded start to load operation and a starter switch equipped with a preheating function. A pressure gauge and airend discharge temperature display enable operating status to be viewed at a glance.



# Lightweight – Quiet – Powerful





# Wide range of variants available



## PE enclosure

Constructed from rotomoulded polyethylene, the double-walled sound enclosure ensures long-term value retention and is both corrosion- and scratch-resistant.



## Metal enclosure

The all-steel, soundproof enclosure ensures long-term corrosion protection and residual value retention thanks to high-quality zinc priming and tough powder coating. Stationary versions are always equipped with a metal enclosure.



## Alternative colours

The following special colours for the PE enclosure are readily available:

- Blue – Equivalent to RAL 5017
- Red – Equivalent to RAL 3020
- Orange – Equivalent to RAL 2009
- Green – Equivalent to RAL 6024
- White – Equivalent to RAL 9010

Further enclosure colours and custom paintwork for metal components are available upon request.



## Service-friendly

The wide-opening enclosure provides excellent access to all components and therefore greatly simplifies servicing and maintenance work.

# Available equipment

## Closed floor pan

The closed floor pan immediately catches any liquids, thereby preventing ground contamination in environmentally sensitive zones. All drainage openings are sealed with screw plugs.

## Compressed air aftercooler

The compressed air aftercooler cools the compressed air down to 7 °C above ambient. Because the aftercooler is installed at an angle, accumulating condensate is reliably drained away. This environmentally friendly design prevents freezing in winter, since the hot exhaust gases from the engine serve to evaporate the condensate.

## Hose reel

The factory-installed hose reel holds 20 m of lightweight hose, which does not require fully reeling out in order to operate. Properly storing the hose in this manner serves to

extend its availability and service life, whilst also protecting it from damage (kinking, stretching, being run over) and soiling.




## Suitable for use in refineries

The M 50 is available with a certified spark arrestor for refinery applications. The engine shut-off valve automatically shuts the machine down upon intake of combustible gases.

## Tool lubricator

If required, the M 50 is also available with a tool lubricator for compressed air tools.

# Compressed air treatment variants

<p><b>Anti-Frost Control</b></p>	<p>Anti-Frost Control</p> 	<p>Automatically adjusts operating temperature in relation to ambient to prevent air tools from freezing up</p>
<p><b>System A</b></p> <ul style="list-style-type: none"> <li>- Cool</li> <li>- Condensate-free</li> </ul>	<p>Compressed air aftercooler</p>  <p>Condensate separator</p> 	<p>Cool, condensate-free compressed air (100% saturated), for air tools and temporary replacement of stationary compressors</p>



Compressed air aftercooler

# Technical specifications

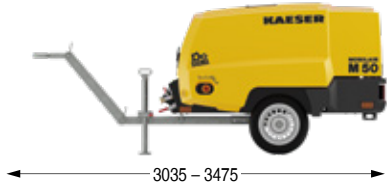







Model	Compressor				4-cylinder diesel engine (water-cooled)				Complete system		
	Flow rate		Working pressure		Make	Model	Rated engine power	Speed at full load	Fuel tank capacity	Operating weight <sup>1)</sup>	Compressed air outlet
	m <sup>3</sup> /min	cfm	bar	PSI							
<b>M 50</b>	5.0	180	7	100	Kubota	V1505-T	32.5	3000	80	735	2 x G $\frac{3}{4}$ 1 x G1

<sup>1)</sup> Weight specifications apply to standard unit including chassis with height-adjustable tow bar

<sup>2)</sup> Guaranteed sound power level as per 2000/14/EC

<sup>3)</sup> Measuring surface sound pressure level as per ISO 3744 (r= 10m)

# Dimensions

<b>Version: Height-adjustable tow bar</b>		
<b>Version: Fixed tow bar</b>		
<b>Version: Skid-mounted</b>		
<b>Version: Stationary</b>		

# The world is our home

As one of the world's largest manufacturers of compressors, blowers and compressed air systems, KAESER KOMPRESSOREN is represented throughout the world by a comprehensive network of wholly owned subsidiaries and authorised distribution partners in over 140 countries.

By offering innovative, efficient and reliable products and services, KAESER KOMPRESSOREN's experienced consultants and engineers work in close partnership with customers to enhance their competitive edge and to develop progressive system concepts that continuously push the boundaries of performance and technology. Moreover, decades of knowledge and expertise from this industry-leading systems provider are made available to each and every customer via the KAESER group's advanced global IT network.

These advantages, coupled with KAESER's worldwide service organisation, ensure that every product operates at the peak of its performance at all times, providing optimal efficiency and maximum availability.



## KAESER KOMPRESSOREN SE

P.O. Box 2143 – 96410 Coburg – GERMANY – Tel +49 9561 640-0 – Fax +49 9561 640-130  
E-mail: [productinfo@kaeser.com](mailto:productinfo@kaeser.com) – [www.kaeser.com](http://www.kaeser.com)