



MOBILAIR® M210 / M235

Portable Compressors

With the world-renowned SIGMA PROFILE ⚙️

Flow rate 18.0 to 23.3 m³/min (640 – 825 cfm)

MOBILAIR M 210 / M 235

The powerful combination of the highly efficient KAESER SIGMA PROFILE rotary screw airend and an energy-saving drive engine provides impressive performance and fuel efficiency. The M 210 features a 146 kW CATERPILLAR engine, whilst the M 235 is equipped with a 201 kW CUMMINS engine.

The MOBILAIR M 210 and M235 are designed for continuous construction site operation under the toughest of weather conditions and can be specifically tailored to meet the needs of the task at hand. Thanks to the wide range of optional compressed air treatment components, they deliver compressed air of the required quality at all times.

Flexible application

The construction site chassis with steerable axle and foldable tow bar, combined with the parking brake, ensures secure, space-saving positioning of the compressor. A recessed lifting eye and forklift pockets are also fitted. For stationary applications, the M 210 and M235 can be supplied as a skid-mounted version or with machine feet.

Equipped for tough conditions

The MOBILAIR M 210/M 235 dependably delivers the required compressed air at all times – even under extreme operating conditions and ambient temperatures up to +50 °C. Electronically controlled engine start-up and the ability to switch over manually from unloaded start to full load operation with the SIGMA CONTROL SMART ensures reliable, gentle starts when operating the unit in cold ambient conditions (M 235 for altitudes up to 3000 m above sea level). The standard units are equipped with components rated for cold starts down to -10 °C; versions for lower ambient temperatures are also available.

Compact body

The body panels ensure long-term corrosion protection and value retention thanks to high-quality zinc priming and tough powder coating, optionally available in custom colours. For maximum maintenance-friendliness, the large enclosure doors provide easy access to the well laid-out interior. Service and maintenance work can therefore be performed quickly and effectively, thereby ensuring maximum efficiency and compressed air availability.

Made in Germany

All MOBILAIR series compressors are manufactured at KAESER's headquarters located in Coburg, Northern Bavaria. Equipped with the very latest technology, the recently modernised portable compressor plant includes a TÜV (German Technical Inspection Agency) certified sound testing area for free-field sound level measurement, a complete powder-coating facility and efficient manufacturing logistics.



SIGMA PROFILE airend

At the heart of every MOBILAIR system lies a premium-quality rotary screw airend featuring KAESER's energy-saving SIGMA PROFILE rotors. The airend's optimised flow characteristics enable it to deliver more compressed air for less energy. Power is transmitted from the engine via integrated gearing. The airend's low operating speed contributes to significantly longer service life.

Efficient and durable





Cooled compressed air

The compressed air is cooled to 7 °C above ambient temperature. Installed at an angle, the compressed air after-cooler ensures frost-proof performance even at the coldest times of year. The condensate is dependably removed via a flow-optimised axial centrifugal separator and is subsequently evaporated in an environmentally friendly manner using the hot exhaust gases from the engine.



Technically oil-free compressed air

A microfilter combination can be configured for applications requiring technically oil-free compressed air, e.g. for line flushing or concrete remediation.


(For compressed air treatment options, please refer to the table on page 6)

Efficient KAESER quality – in every detail



Simple to operate

The SIGMA CONTROL SMART controller assures exceptionally intuitive operation, since the compressor can be operated with just three buttons. Furthermore, the monitoring system can automatically shut the compressor down if necessary, or report required maintenance. The control panel is protected by a durable metal cover flap.



Safety air filters as standard

Optimised design and separate air filters, including the safety element for the engine and compressor, considerably enhance reliability and service life. The filters can be changed on-site quickly and easily as required.



Impressive endurance

When full, the fuel tank has sufficient capacity to last an entire work shift. For ease of operation, the fuel level can be read off at a glance via the analogue fuel gauge; automatic shutdown is activated when the fuel level becomes too low. A prewarning from the SIGMA CONTROL SMART provides additional peace of mind. A stainless steel tank is optionally available in lieu of the standard transparent plastic one.



Safe workplace

The ease of access for setting the powerful parking brake and the fold-up tow bar permit safe and space-saving compressor set-up or storage.

Available equipment

Pressure variants

According to requirement, various versions with working pressures from 7 to 10 bar are available for the M 210, and from 8.6 to 14 bar for the M 235. Pressure can easily be adjusted in steps of 0.5 bar down to 6 bar to suit the specific work process, using the SIGMA CONTROL SMART's simple arrow keys. The pressure adjustment feature can also be electronically disabled to prevent unauthorised adjustment of settings.

Industrie 4.0 @ MOBILAIR


The MOBILAIR Fleet Management online tool provides operators with a wide range of data, including working pressure, fuel tank fill level, service alerts, location and machine duty cycle. The system optimises service processes, by sending information regarding causes of faults and early notification of scheduled maintenance measures for example.



Suitable for use in refineries

A certified spark arrester is available for refinery applications. In addition, the engine shut-off valve automatically shuts down the unit upon intake of combustible gases to ensure maximum safety.

Compressed air treatment variants





Technical specifications

Model	Compressor				6-cylinder diesel engine (water-cooled)				Complete system		
	Flow rate		Working pressure		Make	Model	Rated engine power	Speed at full load	Fuel tank capacity	Operating weight	Compressed air outlet
	m ³ /min	cfm	bar	PSI							
M 210	21.2 19.7 18.0	750 700 640	7 8.6 10	100 125 145	Caterpillar	C6.6 ACERT	146	1950	420	3220	1 x G2; 3 x G¾ or 2 x G2; 1 x G¾
M 235	23.3 22.6 19.8 18.1	825 800 700 640	8.6 10 12 14	125 145 175 200	Cummins	QSB 6.7	201	2000	420	3140	1 x G2; 3 x G¾ or 2 x G2; 1 x G¾

¹⁾ Weight specifications for standard system without compressed air treatment

Dimensions

Version: Height adjustable		
Version: Skid-mounted		
Version: Stationary		

The world is our home

As one of the world's largest manufacturers of compressors, blowers and compressed air systems, KAESER KOMPRESSOREN is represented throughout the world by a comprehensive network of wholly owned subsidiaries and authorised distribution partners in over 140 countries.

By offering innovative, efficient and reliable products and services, KAESER KOMPRESSOREN's experienced consultants and engineers work in close partnership with customers to enhance their competitive edge and to develop progressive system concepts that continuously push the boundaries of performance and technology. Moreover, decades of knowledge and expertise from this industry-leading systems provider are made available to each and every customer via the KAESER group's advanced global IT network.

These advantages, coupled with KAESER's worldwide service organisation, ensure that every product operates at the peak of its performance at all times, providing optimal efficiency and maximum availability.



KAESER KOMPRESSOREN SE

P.O. Box 2143 – 96410 Coburg – GERMANY – Tel +49 9561 640-0 – Fax +49 9561 640-130
E-mail: productinfo@kaeser.com – www.kaeser.com